

DRVS Data Voyage

How does this thing work anyways?

PRESENTED BY:

Philip Parker
SVP, Client Analytics

ALONG WITH

Everyone who has ever
worked at Azara



azara2024
USER CONFERENCE APR 30–MAY 2 | BOSTON, MA

Agenda – What's in the Black Box



EHR DATA

Practice staff enter data into the EHR



AZARA DOES SOMETHING WITH IT

We will be talking about this part today!

DRVS

DRVS

DRVS Reports, Measures, and other Features are Available

Actual Agenda

CONNECTORS

What ships EHR data to Azara

DADMIN

Azara's beloved internal control tool

AZARA'S DATA WAREHOUSE

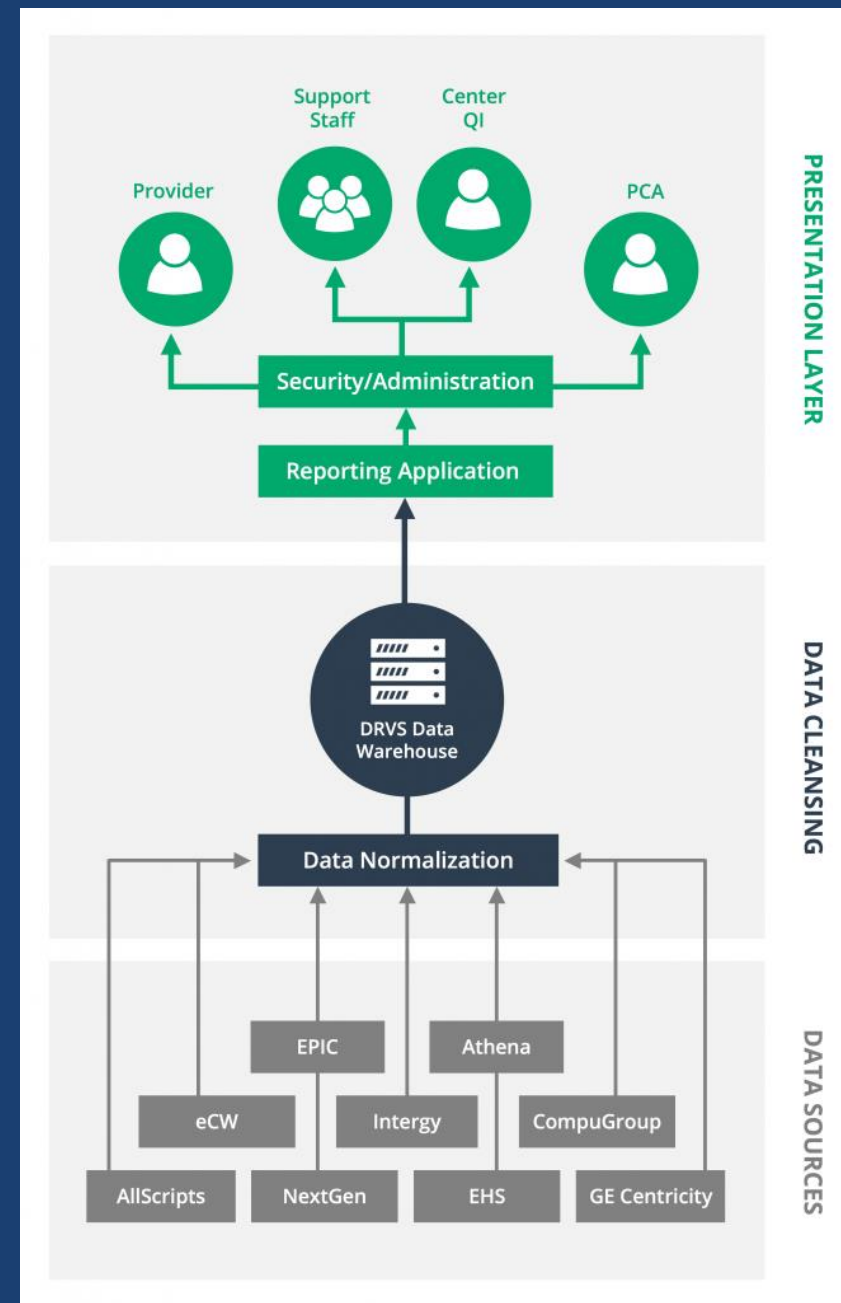
Where we keep all the data

MEASURES, REPORTS, ETC.

The logic that's applied to the data

THE API & FRONT END

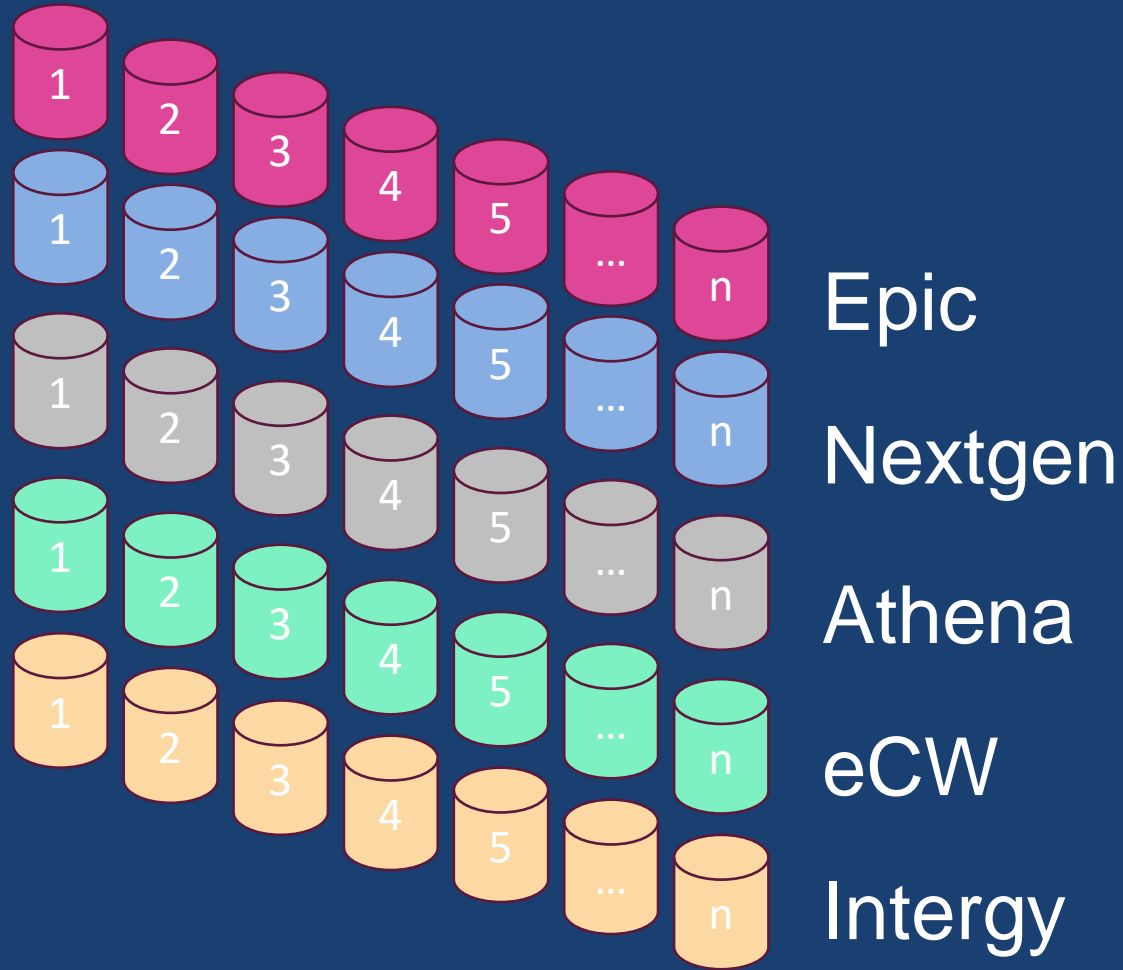
How you see the data



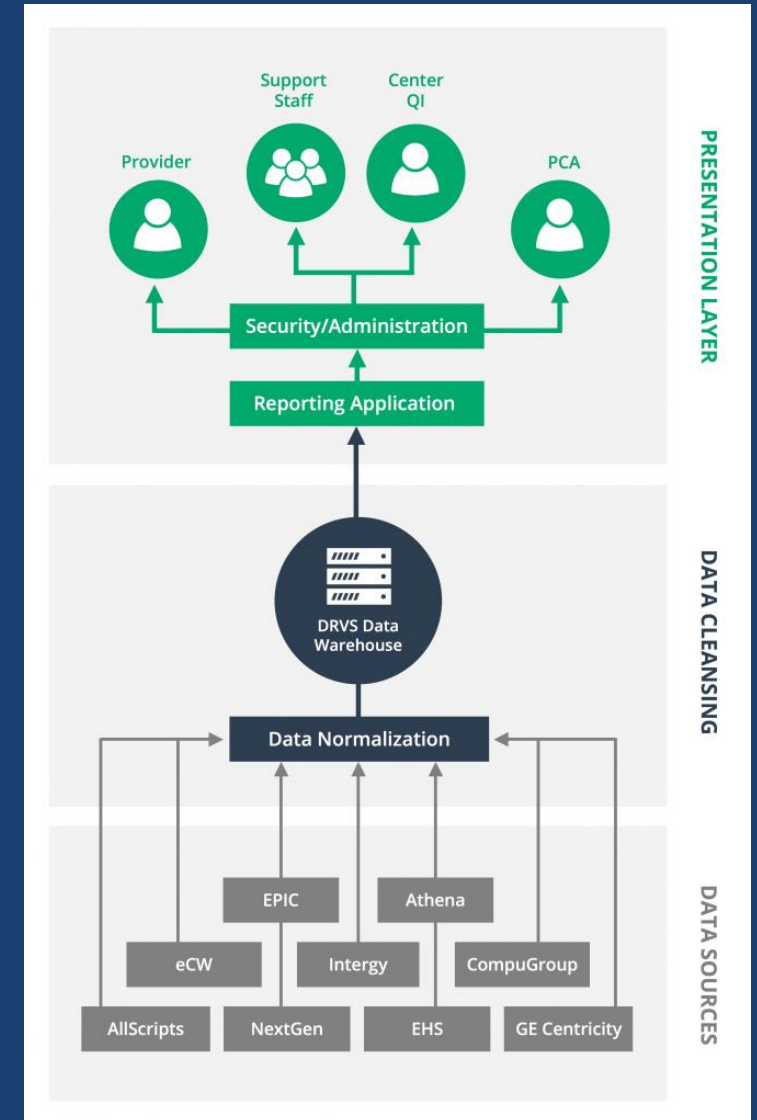
Connectors & How We Get Data



Azara's EHR Connections, Visualized



...and onwards, we connect to 30+ EHR types



The Connector

Lives in the source environment

“Phones home” regularly for instructions

Designed to pull data incrementally

Ships data via SFTP back to Azara

Azara's EHR Connections, Visualized



Tenant Architecture

Tenant Architecture



DAdmin



Search:

Tenant	DbServerAlias	Last Start	Last End	Next Run	Core ETL Job Status	Connectors	Data Extracts	Actions
AACHC	az-prd-sql15	04/25 09:30 AM	04/25 09:34 AM	04/25 12:00 PM	✓	! 2	✓	Actions ▾
AKPCA	az-prd-sql15	04/25 09:00 AM	04/25 09:43 AM	04/25 10:15 AM	!	✓	✓	Actions ▾
AL	az-prd-sql19	04/25 10:00 AM		04/25 01:00 PM	00:00:36 115%	✓	✓	Actions ▾
BCBSLA	az-prd-sql17	04/25 02:00 AM	04/25 02:58 AM	04/26 02:00 AM	✓	! 5	✓	Actions ▾
CBHA	az-prd-sql15	04/25 10:00 AM		04/25 10:25 AM	00:00:30	✓	! 1	Actions ▾

The Azara Data Warehouse



Azara's production warehouses contain over **150 billion records**

31 TB of data

88.6 Million EHR Patient Records*

* "patient records" likely does not represent life count. Many duplicates & other nuances here

Interfaces & Outbound Data



This is not a real logo I made this up to make flat files seem cool



LOINC Mapping

Lab data is critical to population health

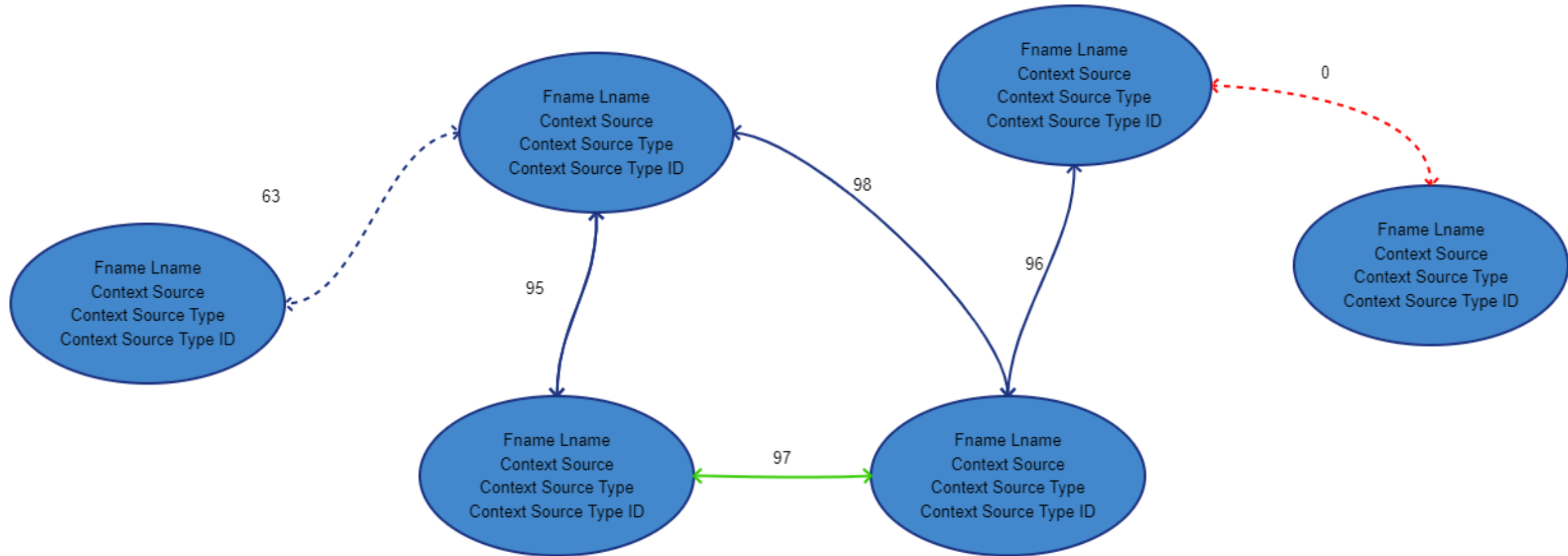
Measures require codes, **LOINC**s for **labs** specifically

A large segment of lab data comes over with **missing or bad codes**

Azara uses **AI/ML technology** to assist us in mapping labs to LOINC codes



E Pluribus Unum - MPI



How to Build a Measure

Azara Measure Suite



LIBRARY	
UDS 2023 CQMs	▲
UDS 2024 CQMs	▲
UDS Legacy 2022 CQMs	▲
Alert Closure	▲
Behavioral Health	▲
Billing	▲
Cancer Screening	▲
CDC 1422 Grant	▲
Childhood Immunizations	▲
Controlled Substance	▲
CVD Prevention and Control 1815	▲
Data Health	▲
Dental	▲
Diabetes	▲
Diabetes Prevention and Control (1815)	▲
Encounters	▲
Family Planning	▲
Financial	▲
GPRA - Cancer Group	▲
GPRA - Diabetes Group	▲
GPRA - Other	▲
Healthy Hearts	▲
HEDIS MY2023	▲
Hepatitis C	▲
HIV	▲
Hypertension BP Control	▲
Hypertension Monitoring	▲
Hypertension Prescribing	▲
Infectious Disease	▲

Kidney Disease	▲
Million Hearts	▲
MIPS	▲
MU Asthma CQMs	▲
MU Core CQMs	▲
MU Dental CQMs	▲
MU General Practice CQMs	▲
MU Heart CQMs	▲
MU HIV CQMs	▲
MU Immunization CQMs	▲
MU Legacy (2011-2013) Core CQMs	▲
MU Objectives	▲
Operational	▲
Order Management	▲
Panel Management	▲
Patient Outreach	▲
Payer Integration	▲
PCHH	▲
PHASE Measures	▲
Plan Calculated HEDIS Measures	▲
Prenatal/Postpartum	▲
Preventative	▲
Preventive / Well-Care	▲
Referrals	▲
Risk Adjustment Factors (RAF)	▲
Risk Stratification	▲
Ryan White Measures	▲
SDOH	▲
Substance Use	▲
Transition of Care	▲
Universal Scorecard	▲
Usage	▲

Technically, Azara has 1,000+ measures

- Many versions of the same measure
- Many retired measures

Azara pre-aggregates (processes) measures

- Weekly, generally on weekends
- Some exceptions to this rule

We also process measures for dozens of period types and periods

- Years
- Quarters
- Months
- Etc.

Building Blocks – “Observations”


Calculating all measures individually
would be impossible (we tried)

Many measures share logic

- Patient must have Diabetes
- Most Recent Encounter

We can first build these “observation”
building blocks, then use them in
measures

Observation = curated data point



Not Just Building Blocks

Observations are useful in their own right, and power many of Azara's other features:

- Registries
- Alerts
- Filters
- Azara Patient Outreach (Texting)

ALERT	MESSAGE	DATE	RESULT
A1c	Overdue	3/25/2023	9.3
LDL	Overdue	3/25/2023	187
Depression Screen	Overdue	3/25/2023	Negative
Tobacco Scr	Overdue	3/25/2023	Y
BMI & FU	Overdue		
BP	Overdue	3/25/2023	135/88
Asth Severity	Overdue	1/12/2023	
Foot	Overdue	1/12/2023	Y
E/D Encounter	Occurred	4/27/2024	St. Josephs Hospital

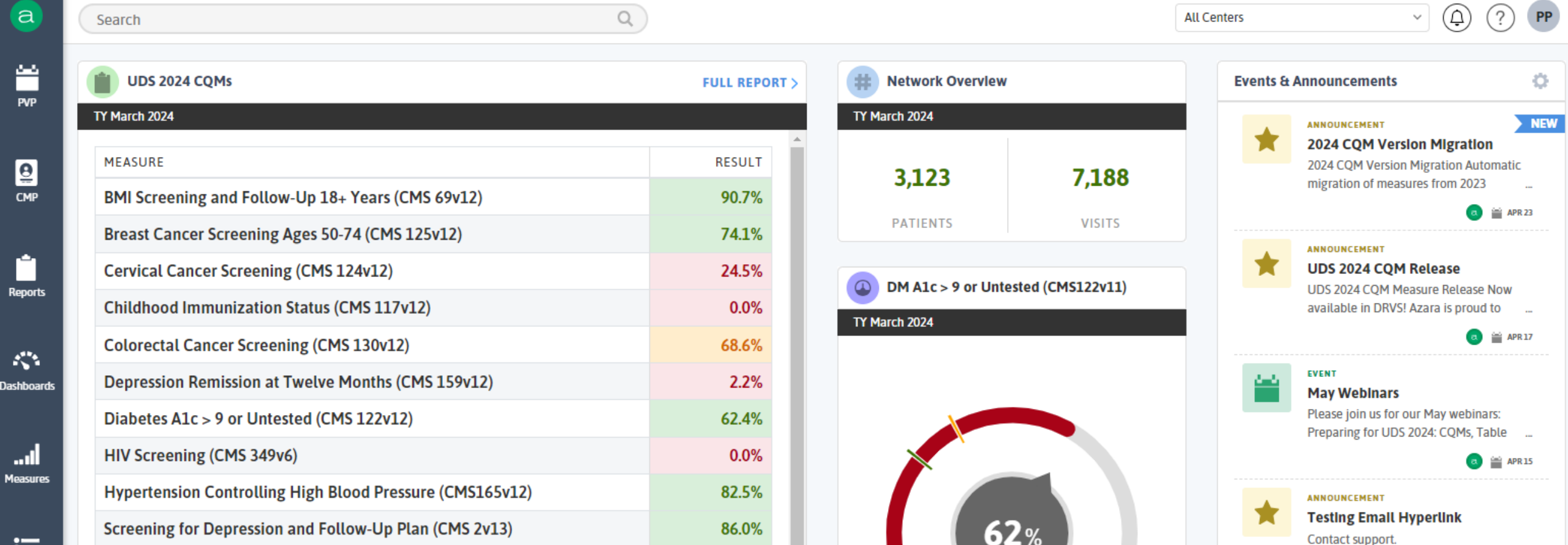
API

Before you ask, it is not public (maybe someday!)

What is an API?

- Structured method of interacting with a database






Finally, DRVS!

Custom built front end

10,000+ Monthly Active Users

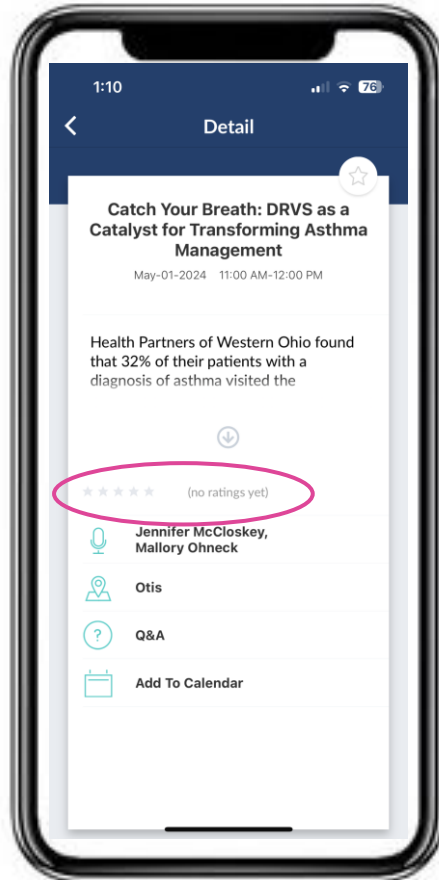
Questions?



We Want to Hear From You!



Click on the session from your agenda in the conference app.
Click the stars in the center of your screen to rate and provide feedback.



Quick and Easy



Rate the session and
the speaker(s)

Provide brief
feedback or ideas



Help us continue to
improve